



DATE: 27/10/2017

SCRIP CODE: WEALTH

To,

Listing Department
National Stock Exchange of India Ltd.
Exchange Plaza, Plot No. C/1, G Block,
Bandra-Kurla Complex, Bandra (E),
Mumbai-400051

SUB: UNAUDITED STANDALONE AND CONSOLIDATED FINANCIAL RESULTS FOR THE HALF YEAR ENDED ON 30TH SEPTEMBER, 2017.

Dear Sir/Madam,

Please note that Board of Directors of the Company, at its meeting held on 27th of October, 2017, considered and approved the Unaudited Standalone and Consolidated Financial Results of the Company for the half year ended on 30th September, 2017.

Pursuant to Regulation 33 of SEBI (Listing Obligations and Disclosure Requirements) Regulations, 2015, we are enclosing herewith the following:

1. Unaudited Standalone and Consolidated Financial Results for the half year ended on 30th September, 2017.
2. Limited Review Report on the Standalone and Consolidated Financial Results for the half year ended 30th September, 2017.

The above referred meeting was commenced at 5.00 P.M and concluded at 5.50 P.M.

You are requested to take the above on record.

Thanking You.

Yours faithfully,

FOR AND ON BEHALF OF WEALTH FIRST PORTFOLIO MANAGERS LIMITED

Ashish Shah

ASHISH SHAH
MANAGING DIRECTOR
DIN: 00089075





CIN NO. : L67120GJ2002PLC040636

WEALTH FIRST PORTFOLIO MANAGERS LTD
Regd. Office: Capitol House, 10 Paras - II, Near Campus Cornor, Prahlad Nagar,
Anand Nagar, Ahmedabad -380051
Tel.: 079-40240000, Fax: 079-40240081
E-mail: info@wealthfirst.biz, Website: www.wealth-firstonline.com
CIN: L67120GJ2002PLC040636


Part - 1
Standalone Unaudited Financial Results For The Half Year On 30.09.2017

All amount in Rs. Lacs unless otherwise stated

Sr. No.	Particulars	6 months ended			Year ended
		30.09.2017	31.03.2017	30.09.2016	31.03.2017
		(Unaudited)	Audited	(Unaudited)	(Audited)
1	Revenue from operations				
	(a) Net sales/Income from operations (Net of excise duty)	5,704.01	8,556.51	11,057.52	19,614.03
	(b) Other Income	28.51	274.88	28.97	303.85
	Total Revenue	5,732.52	8,831.39	11,086.49	19,917.88
2	Expenses				
	(a) Cost of materials consumed	-	-	-	-
	(b) Purchase of Stock in Trade	4,935.09	8,041.24	10,330.82	18,372.06
	(c) Changes in inventories of finished goods, work-in-progress and stock-in-trade	15.50	(14.29)	300.69	286.41
	(d) Employee benefits expense	135.85	185.93	126.80	312.73
	(e) Finance Cost	82.83	120.79	84.33	205.12
	(f) Depreciation and amortisation expense	4.81	3.78	1.48	5.25
	(g) Rent	-	-	-	-
	(h) Other expenses	82.93	73.97	61.05	135.02
	(i) Power Expenses	-	-	-	-
	(j) Fuel Expenses	-	-	-	-
	Total expenses	5,257.02	8,411.42	10,905.17	19,316.59
3	Profit/(Loss) from operations before an Exceptional and Extra ordinary Items and Tax (1-2)	475.50	419.97	181.32	601.29
4	Exceptional Items	-	-	-	-
5	Profit/(Loss) from ordinary activities before an Extra Ordinary Items and Tax (3 - 4)	475.50	419.97	181.32	601.29
6	Extra Ordinary Items	-	-	-	-
7	Profit/(Loss) from ordinary activities before tax (5 - 6)	475.50	419.97	181.32	601.29
8	Tax Expense (net)				
	- Current tax	-	117.45	-	117.45
	- Deferred tax	-	2.07	-	2.07
	Total Tax Expenses	-	119.52	-	119.52
9	Net Profit(Loss) for the Period from continuing operations	475.50	300.45	181.32	481.77
10	Profit(Loss) From Discontinuing operations before tax	-	-	-	-
11	Tax Expense of discontinuing Oprations	-	-	-	-
12	Net Profit(loss) from discontinuing Oprations after Tax	-	-	-	-
13	Net Profit(loss) for the period	475.50	300.45	181.32	481.77
14	Details of Equity share capital				
	(a) Paid up Equity Share capital	639.30	639.30	639.30	639.30
	(b) face value of Equity share capital	10.00	10.00	10.00	10.00
15	Details of Debt Securities				
	(a) Paid up Debt capital	-	-	-	-
	(b) face value of debt securities	-	-	-	-
16	Reserve excluding Revaluation Reserves as per balance sheet of previous accounting year	1,791.19	1,325.89	1,096.19	1,325.89
17	Debentures redemption reserve	-	-	-	-
18	Earnings per share (before extra ordinary items) (of Rs. 10 each) (not annualised):				
	(a) Basic	7.44	4.70	2.84	7.54
	(b) Diluted	7.44	4.70	2.84	7.54
19	Earnings per share (after extra ordinary items) (of Rs. 10 each) (not annualised):				
	(a) Basic	7.44	4.70	2.84	7.54
	(b) Diluted	7.44	4.70	2.84	7.54
20	Debt Equity Ratio	0.84	1.11	1.25	1.11
21	Debt service coverage ratio	-	-	-	-
22	Interest Service Coverage Ratio	-	-	-	-



Ashish Patel



PORTFOLIO MANAGEMENT
TREASURY ADVISORY
RISK ANALYSIS

CIN NO. : L67120GJ2002PLC040636

NOTES:

- 1 The above unaudited financial results are reviewed by the Audit Committee and have been approved by the Board of Directors at their meeting held on 27th October, 2017.
- 2 Figures have been re-grouped or re-classified, wherever necessary.
- 3 The Company is operating in providing Financial Services.
- 4 Figures of half year ended 31st March, 2017 are the balancing figures between the audited figures of year ended on 31/03/2017 and half year ended on 30/09/2016.
- 5 On finalisation of the assessment of earlier assessments years the resultant short provision of DDT is made in current year.
- 6 The above financial results are available on companies website www.wealth-firstonline.com and the stock exchange viz. www.nseindia.com



WEALTH FIRST
PORTFOLIO MANAGERS LIMITED

Part - 2
Statement of Assets and Liabilities for the half year ended 30.09.2017

Particulars	As At 30.09.2017	As At 31.03.2017
	(Unaudited)	Audited
EQUITY AND LIABILITIES		
1 Shareholders' funds		
(a) Share capital	639.30	639.30
(b) Reserves and surplus	1,791.19	1,317.89
(c) Money Received against share warrants	-	-
Total Shareholders' funds	2,430.49	1,957.19
2 Share Application money pending allotment	-	-
3 Deferred Government Grants	-	-
4 Minority Interest	-	-
5 Non-current liabilities		
- Long-term borrowings	-	-
- Deferred tax liabilities (net)	-	-
- Foreign Currency Monetary Item translation difference liability account	-	-
- Other long-term liabilities	42.51	35.03
- Long-term provisions	-	-
Total Non-current liabilities	42.51	35.03
6 Current liabilities		
- Short-term borrowings	1,605.18	1,835.59
- Trade payables	-	-
(A) Total outstanding dues of micro enterprises and small enterprises	-	-
(B) Total outstanding dues of creditors other than micro enterprise and small enterprises	4.69	0.40
- Other current liabilities	113.71	42.20
- Short-term provisions	263.56	261.36
Total Current liabilities	1,987.14	2,139.55
TOTAL EQUITY AND LIABILITIES	4,460.14	4,131.77
ASSETS		
1 Non-current assets		
(i) Fixed assets		
- Tangible assets	15.45	7.86
- Producing Properties	-	-
- Intangible Assets	-	-
- Preproducing Properties	-	-
- Tangible Assets Capital work-in-progress	-	-
- Intangible assets under development or work - in - progress	-	-
Total Fixed Assets	15.45	7.86
(ii) Non-current investments	41.10	63.15
(iii) Deferred tax assets (net)	15.69	15.69
(iv) Foreign currency monetary item translation difference asset account	-	-
(v) Long-term loans and advances	149.27	120.96
(vi) Other non-current assets	185.71	185.71
Total Non-current assets	407.22	393.37
2 Current assets		
- Current investments	-	-
- Inventories	3,278.19	3,293.69
- Trade receivables	447.35	92.43
- Cash and cash equivalents	260.40	265.93
- Bank Balance other than cash and cash equivalents	-	-
- Short-term loans and advances	-	-
- Other current assets	66.97	86.35
Total Current assets	4,052.91	3,738.40
TOTAL - ASSETS	4,460.14	4,131.77




Achikesh Shekh



Auditor's Report on Half Yearly standalone Financial Results Pursuant to the Regulation 33 of the SEBI (Listing Obligations and Disclosure Requirements) Regulations, 2015

The Board of Directors
Wealth first Portfolio Managers Limited
Capitol House, 10, Paras II,
Nr. Campus Corner, Prahaladnagar,
Anandnagar Road,
Ahmedabad – 380 051.

1. We have reviewed the accompanying year ended standalone financial results of Wealth first Portfolio Managers Limited ("the Company") for the half year ended on 30th September, 2017 attached herewith, being submitted by the Company pursuant to the requirement of Regulation 33 of the SEBI (Listing Obligations and Disclosure Requirements) Regulations, 2015. These half yearly standalone financial results have been prepared on the basis of the standalone financial statements, which are the responsibility of the company's management. Our responsibility is to express an opinion on these financial results based on our review of such financial statements, which have been prepared in accordance with the Accounting Standards notified under Section 133 of the Companies Act, 2013 read with rule 7 of the Companies (Accounts) Rules, 2014 and other accounting principles generally accepted in India.
2. We conducted our review in accordance with the auditing standards generally accepted in India. These Standards require that we plan and perform the review to obtain moderate assurance about whether the financial statements are free of material misstatements. A review is limited preliminary to inquiries of company professionals and analytical procedures applied to the Financial data and thus provide less assurance than as Audit. We have not performed an Audit and accordingly, we do not express as Audit Opinion.
3. Based on our review conducted as above, nothing has come to our attention that causes us to believe that accompanying statement of unaudited standalone financial results prepared in accordance with recognition and measurement principals laid down in the applicable Indian Accounting Standards prescribed under Section 133 of the Companies Act, 2013, read with relevant rules issued there under and other recognised accounting principal and policies had not disclosed the information recognised to be disclosed in terms of regulation 33 of SEBI (Listing Obligations and Disclosure Requirement) Regulations, 2015, read with SEBI Circular No. CIR/CFD/FAC/62/2016 dated July 5, 2016, including the manner in which it is to be disclosed, or that it contains any material misstatement.
4. Further, read with Paragraph 1 above, we report that the figures for the half year ended 31st March, 2017 represents the derived figures between the audited figures



in respect of the financial year ended March 31, 2017 and the unaudited half yearly figures as on 30th September, 2016 shown in the prospectus.

Place: Ahmedabad

Date: 27/10/2017



**FOR, RAJPARA ASSOCIATES.
CHARTERED ACCOUNTANTS
Firm Registration No.: 113428W**

A handwritten signature in blue ink that reads "C.J. Rajpara".

**C.J. RAJPARA
(PARTNER)
M. NO. 046922**

PORTFOLIO MANAGEMENT
TREASURY ADVISORY
RISK ANALYSIS

CIN NO. : L67120GJ2002PLC040636

WEALTH FIRST PORTFOLIO MANAGERS LTD
Regd. Office: Capitol House, 10 Paras - II, Near Campus Cornor, Prahlad Nagar,
Anand Nagar, Ahmedabad -380051
Tel.: 079-40240000, Fax: 079-40240081
E-mail: info@wealthfirst.biz, Website: www.wealth-firstonline.com
CIN: L67120GJ2002PLC040636



WEALTH FIRST
PORTFOLIO MANAGERS LIMITED

Part - 1
Consolidated Unaudited Financial Results For The Half Year Ended on 30.09.2017

All amount in Rs. Lacs unless otherwise stated

Sr. No.	Particulars	6 months ended		Year ended	
		30.09.2017	31.03.2017	30.09.2016	31.03.2017
		(Unaudited)	Audited	(Unaudited)	(Audited)
1	Revenue from operations				
	(a) Net sales/income from operations (Net of excise duty)	5,704.01	8,561.54	11,057.52	19,619.06
	(b) Other Income	28.51	274.88	28.97	303.85
	Total Revenue	5,732.52	8,836.42	11,086.49	19,922.91
2	Expenses				
	(a) Cost of materials consumed	-	-	-	-
	(b) Purchase of Stock in Trade	4,935.09	8,076.24	10,330.82	18,407.06
	(c) Changes in inventories of finished goods, work-in-progress and stock-in-trade	15.50	-44.27	300.69	256.42
	(d) Employee benefits expense	135.85	185.93	126.80	312.73
	(e) Finance Cost	82.83	120.79	84.33	205.12
	(f) Depreciation and amortisation expense	5.44	3.78	1.48	5.25
	(g) Rent	-	-	-	-
	(h) Other expenses	83.04	75.54	61.05	136.59
	(i) Power Expenses	-	-	-	-
	(j) Fuel Expenses	-	-	-	-
	Total expenses	5,257.76	8,418.01	10,905.17	19,323.17
3	Profit/(Loss) from operations before an Exceptional and Extra ordinary items and Tax (1-2)	474.76	418.41	181.32	599.74
4	Exceptional Items	-	-	-	-
5	Profit/(Loss) from ordinary activities before an Extra Ordinary items and Tax (3 - 4)	474.76	418.41	181.32	599.74
6	Extra Ordinary Items	-	-	-	-
7	Profit/(Loss) from ordinary activities before tax (5 - 6)	474.76	418.41	181.32	599.74
8	Tax Expense (net)				
	- Current tax	-	117.45	-	117.45
	- Deferred tax	-	2.07	-	2.07
	Total Tax Expenses	-	119.52	-	119.52
9	Net Profit(Loss) for the Period from continuing operations	474.76	298.89	181.32	480.22
10	Profit(Loss) From Discontinuing operations before tax	-	-	-	-
11	Tax Expense of discontinuing Oprations	-	-	-	-
12	Net Profit(loss) from discontinuing Oprations after Tax	-	-	-	-
13	Profit(loss) for period before minority Interest	474.76	298.89	181.32	480.22
14	Share of profits(loss) of subsidiary	-0.74	-1.55	-	-1.55
15	Profit(loss) of minority Interest	0	-	-	-
16	Net Profit(loss) for the period	474.76	298.89	181.32	480.22
17	Details of Equity share capital				
	(a) Paid up Equity Share capital	639.30	639.30	639.30	639.30
	(b) face value of Equity share capital	10.00	10.00	10.00	10.00
18	Details of Debt Securities				
	(a) Paid up Debt capital	-	-	-	-
	(b) face value of debt securities	-	-	-	-
19	Reserve excluding Revaluation Reserves as per balance sheet of previous accounting year	1,788.90	1,325.89	1,096.19	1,325.89
20	Debentures redemption reserve	-	-	-	-
21	Earnings per share (before extra ordinary Items) (of Rs. 10 each) (not annualised):				
	(a) Basic	7.43	4.68	2.84	7.51
	(b) Diluted	7.43	4.68	2.84	7.51
22	Earnings per share (after extra ordinary items) (of Rs. 10 each) (not annualised):				
	(a) Basic	7.43	4.68	2.84	7.51
	(b) Diluted	7.43	4.68	2.84	7.51
23	Debt Equity Ratio	0.01	1.11	1.25	1.11
24	Debt service coverage ratio	-	-	-	-
25	Interest Service Coverage Ratio	-	-	-	-



Ashish sheel



NOTES :

- 1 The above unaudited financial results are reviewed by the Audit Committee and have been approved by the Board of Directors at their meeting held on 27th October, 2017.
- 2 Figures have been re-grouped or re-classified, wherever necessary.
- 3 The Company is operating in providing Financial Services.
- 4 Figures of half year ended 31st March, 2017 are the balancing figures between the audited figures of year ended on 31/03/2017 and half year ended on 30/09/2016.
- 5 On finalisation of the assessment of earlier assessments years the resultant short provision of DDT is made in current year.
- 6 The above financial results are available on companies website www.wealth-firstonline.com and the stock exchange viz.

Part - 2

Statement of Consolidated Assets and Liabilities for the half year ended 30.09.2017

Particulars	As At 30.09.2017	As At 31.03.2017
	(Unaudited)	Audited
EQUITY AND LIABILITIES		
1 Shareholders' funds		
(a) Share capital	639.30	639.30
(b) Reserves and surplus	1,788.90	1,316.34
(c) Money Received against share warrants	-	-
Total Shareholders' funds	2,428.20	1,955.64
2 Share Application money pending allotment	-	-
3 Deferred Government Grants	-	-
4 Minority Interest	-	-
5 Non-current liabilities		
- Long-term borrowings	-	-
- Deferred tax liabilities (net)	-	-
- Foreign Currency Monetary Item translation difference liability	-	-
- Other long-term liabilities	42.51	35.03
- Long-term provisions	-	-
Total Non-current liabilities	42.51	35.03
6 Current liabilities		
- Short-term borrowings	1,605.18	1,835.59
- Trade payables	-	-
(A) Total outstanding dues of micro enterprises and small	-	-
(B) Total outstanding dues of creditors other than micro enterprise and small enterprises	4.69	0.40
- Other current liabilities	113.71	42.20
- Short-term provisions	263.56	261.36
Total Current liabilities	1,987.14	2,139.55
TOTAL EQUITY AND LIABILITIES	4,457.86	4,130.22
ASSETS		
1 Non-current assets		
(I) Fixed assets		
- Tangible assets	15.45	7.86
- Producing Properties	-	-
- Intangible Assets	-	-
- Preproducing Properties	-	-
- Tangible Assets Capital work-in-progress	-	-
- Intangible assts under development or work - in - progress	-	-
Total Fixed Assets	15.45	7.86
(ii) Non-current investments	0.0025	22.05
(iii) Deferred tax assets (net)	15.69	15.69
(iv) Foreign currency monetary item translation difference asset	-	-
(v) Long-term loans and advances	153.68	126.00
(vi) Other non-current assets	185.71	185.71
Total Non-current assets	355.09	357.31
2 Current assets		
- Current investments	-	-
- Inventories	3,308.17	3,323.67
- Trade receivables	447.35	92.43
- Cash and cash equivalents	264.82	270.46
- Bank Balance other than cash and cash equivalents	-	-
- Short-term loans and advances	-	-
- Other current assets	66.97	86.35
Total Current assets	4,087.32	3,772.91
TOTAL - ASSETS	4,457.85	4,130.22




Achichor-sheer

Auditor's Report on Half Yearly Consolidated Financial Results Pursuant to the Regulation 33 of the SEBI (Listing Obligations and Disclosure Requirements) Regulations, 2015

The Board of Directors
Wealth first Portfolio Managers Limited
Capitol House, 10, Paras II,
Nr. Campus Corner, Prahaladnagar,
Anandnagar Road,
Ahmedabad – 380 051.

1. We have reviewed the accompanying year ended consolidated financial results of Wealth first Portfolio Managers Limited ("the Company") for the half year ended on 30th September, 2017 attached herewith, being submitted by the Company pursuant to the requirement of Regulation 33 of the SEBI (Listing Obligations and Disclosure Requirements) Regulations, 2015. These half yearly consolidated financial results have been prepared on the basis of the consolidated financial statements, which are the responsibility of the company's management. Our responsibility is to express an opinion on these financial results based on our review of such financial statements, which have been prepared in accordance with the Accounting Standards notified under Section 133 of the Companies Act, 2013 read with rule 7 of the Companies (Accounts) Rules, 2014 and other accounting principles generally accepted in India.
2. We conducted our review in accordance with the auditing standards generally accepted in India. These Standards require that we plan and perform the review to obtain moderate assurance about whether the financial statements are free of material misstatements. A review is limited preliminary to inquiries of company professionals and analytical procedures applied to the Financial data and thus provide less assurance than as Audit. We have not performed an Audit and accordingly, we do not express as Audit Opinion.
3. Based on our review conducted as above, nothing has come to our attention that causes us to believe that accompanying statement of unaudited consolidated financial results prepared in accordance with recognition and measurement principals laid down in the applicable Indian Accounting Standards prescribed under Section 133 of the Companies Act, 2013, read with relevant rules issued there under and other recognised accounting principal and policies had not disclosed the information recognised to be disclosed in terms of regulation 33 of SEBI (Listing Obligations and Disclosure Requirement) Regulations, 2015, read with SEBI Circular No. CIR/CFD/FAC/62/2016 dated July 5, 2016, including the manner in which it is to be disclosed, or that it contains any material misstatement.
4. Further, read with Paragraph 1 above, we report that the figures for the half year ended 31st March, 2017 represents the derived figures between the audited figures



in respect of the financial year ended March 31, 2017 and the unaudited half yearly figures as on 30th September, 2016 shown in the prospectus.

Place: Ahmedabad

Date: 27/10/2017



**FOR, RAJPARA ASSOCIATES.
CHARTERED ACCOUNTANTS
Firm Registration No.: 113428W**

A handwritten signature in blue ink that appears to read "C.J. Rajpara".

**C.J. RAJPARA
(PARTNER)
M. NO. 046922**